

12SB3P 12Volt 3Ah

Specifications

Nominal Voltage(V) **12V**

Nominal Capacity

20 hour rate	(0.15A to 10.50V)	3Ah
10 hour rate	(0.285A to 10.50V)	2.85Ah
5 hour rate	(0.51A to 10.20V)	2.55Ah
1 C	(3A to 9.60V)	1.6Ah
3 C	(9A to 9.60V)	1.05Ah

Weight **Approx. 1.3kg(2.86Lbs.)**

Internal Resistance (at 1KHz) **Approx. 45 mΩ**

Maximum Discharge Current for

5 seconds: **45A**

Charging Methods at 25 (77)

Cycle use:

Charging Voltage **14.4 to 15.0V**

Coefficient -5.0mv/ /cell

Maximum Charging Current : **0.9A**

Standby use:

Float Charging Voltage **13.50 to 13.80V**

Coefficient -3.0mv/ /cell

Operating Temperature Range

Charge **-15 (5) to 40 (104)**

Discharge **-15 (5) to 50 (122)**

Storage **-15 (5) to 40 (104)**

Charge Retention (shelf life) at 20 (68)

1 month **92%**

3 month **90%**

6 month **80%**

Case Material **ABS**

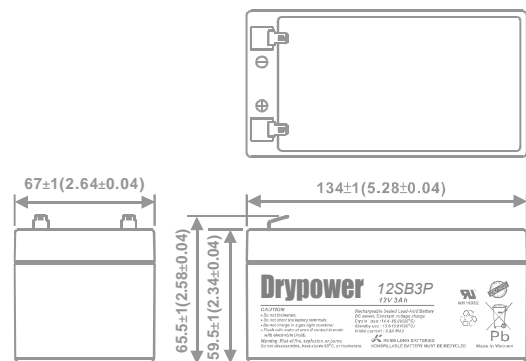
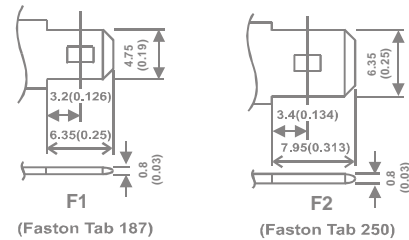
(Option: UL94 HB & UL94 V-0 flame retardant)

Terminal **F1 or F2 (Faston Tab 187 or 250)**

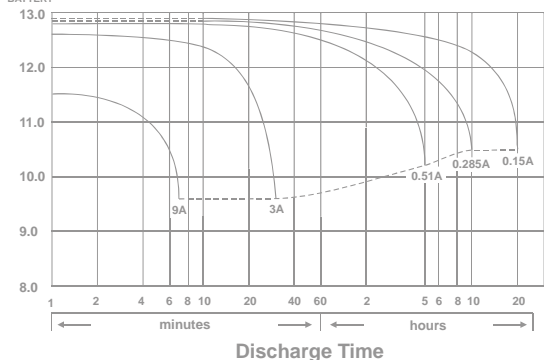


Dimensions

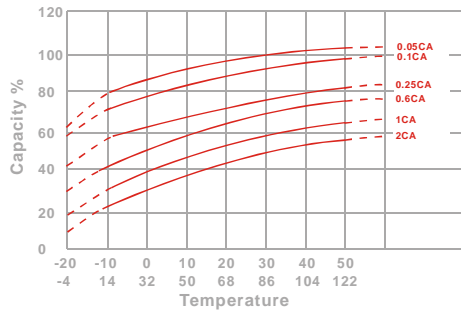
mm(inch)



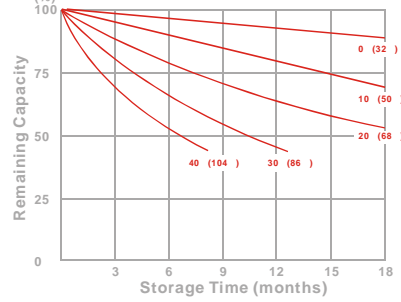
(v) FOR 12V BATTERY Discharge Time VS. Discharge Current (25)



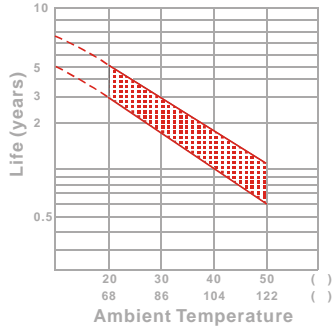
Effect of Temperature on Capacity 25 (77)



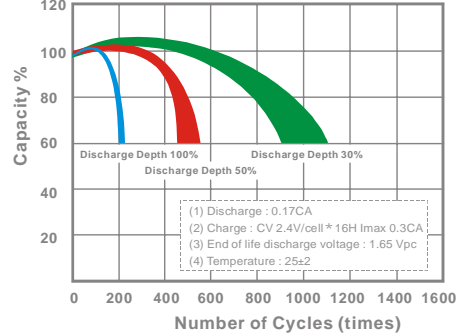
Capacity Retention Characteristic



Trickle (or float) Service Life



Cycle Service Life



- PERFORMANCE DATA

Discharge Rates in Watts to Various End Voltages at 25 (77)

End Voltage		1.85V	1.80V	1.75V	1.70V	1.67V	1.65V	1.60V
5	min	94.2	106	114	121	125	128	132
10	min	68.1	74.7	80.1	84.1	86.2	87.9	90.0
15	min	51.8	57.6	60.5	63.7	65.3	67.0	69.1
30	min	30.2	33.1	34.9	37.1	37.9	38.6	39.2
60	min	17.3	19.2	20.6	21.8	22.4	22.8	23.3
120	min	10.2	11.1	11.9	12.7	13.1	13.5	14.1
180	min	7.62	8.73	9.34	9.76	9.94	10.2	10.6
240	min	5.81	6.53	7.02	7.26	7.39	7.61	7.95
300	min	4.94	5.55	5.97	6.17	6.28	6.41	6.62
600	min	3.28	3.49	3.58	3.65	3.69	3.72	3.77
1200	min	1.79	1.85	1.90	1.92	1.93	1.95	1.98

- Discharge Rates in Amperes to Various End Voltages at 25 (77)

End Voltage		1.85V	1.80V	1.75V	1.70V	1.67V	1.65V	1.60V
5	min	7.95	9.24	10.3	11.1	11.5	12.0	12.6
10	min	5.87	6.52	7.07	7.46	7.62	7.79	8.08
15	min	4.49	5.03	5.37	5.71	5.86	6.02	6.23
30	min	2.56	2.87	3.03	3.10	3.12	3.14	3.17
60	min	1.54	1.72	1.81	1.88	1.92	1.94	1.99
120	min	0.945	0.993	1.04	1.08	1.10	1.12	1.15
180	min	0.679	0.718	0.752	0.786	0.807	0.826	0.861
240	min	0.556	0.581	0.604	0.625	0.634	0.646	0.663
300	min	0.472	0.493	0.511	0.526	0.533	0.542	0.554
600	min	0.273	0.289	0.301	0.306	0.308	0.311	0.313
1200	min	0.147	0.154	0.158	0.161	0.163	0.165	0.167

All data on the spec. sheet is an average value:

The tolerance range : X<6min(+15%~-15%), 6min X<10min(+12%~-12%),10min X < 60min(+8%~-8%), X 60min(+5%~-5%)

Contents in this data sheet are subject to change for improvement without prior notice to users. For clarifications and updated information, please contact us.