

## 12SB26CLN 12Volt 26Ah

### Specifications

Nominal Voltage(V) **12V**

#### Nominal Capacity

20 hour rate	(1.3A	to	10.50V)	26Ah
10 hour rate	(2.47A	to	10.50V)	24.7Ah
5 hour rate	(4.42A	to	10.20V)	22.1Ah
1 C	(26A	to	9.60V)	14.73Ah
3 C	(78A	to	9.60V)	10.4Ah

Weight **Approx. 9.3kg(20.46Lbs.)**

Internal Resistance (at 1KHz) **Approx. 11 mΩ**

#### Maximum Discharge Current for

5 seconds: **390A**

#### Charging Methods at 25 (77 )

##### Cycle use:

Charging Voltage **14.4 to 15.0V**

Coefficient -5.0mv/ /cell

Maximum Charging Current : **7.8A**

##### Standby use:

Float Charging Voltage **13.50 to 13.80V**

Coefficient -3.0mv/ /cell

#### Operating Temperature Range

Charge **-15 (5 ) to 40 (104 )**

Discharge **-15 (5 ) to 50 (122 )**

Storage **-15 (5 ) to 40 (104 )**

#### Charge Retention (shelf life) at 20 (68 )

1 month **92%**

3 month **90%**

6 month **80%**

Case Material **ABS**

(Option: UL94 HB & UL94 V-0 flame retardant )

Terminal **F6**

#### Description of torque value of hard ware for the terminals:

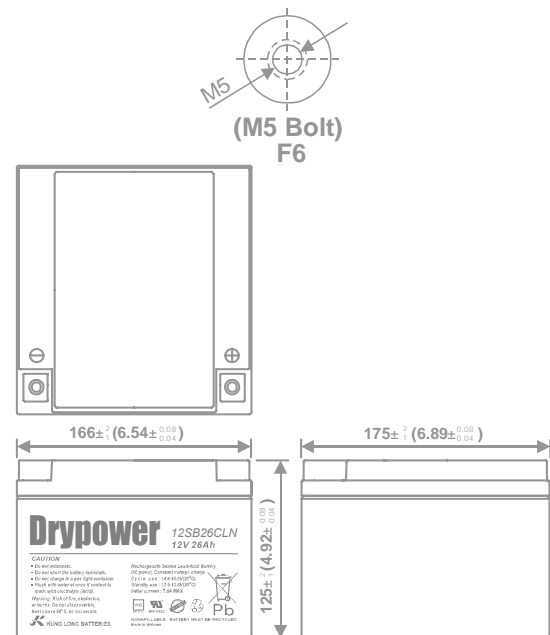
Recommended torque value **M5: 2.94 N-m (30kg-cm)**

Maximum allowable torque value **M5: 4.90 N-m (50kg-cm)**

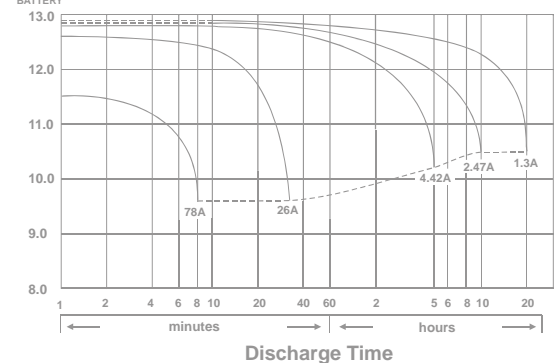


### Dimensions

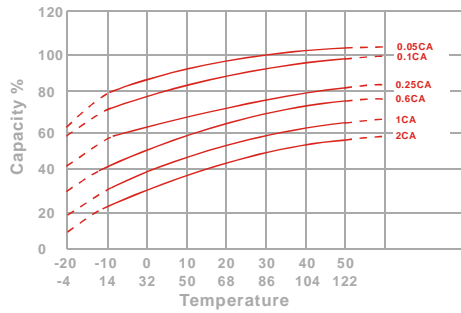
mm(inch)



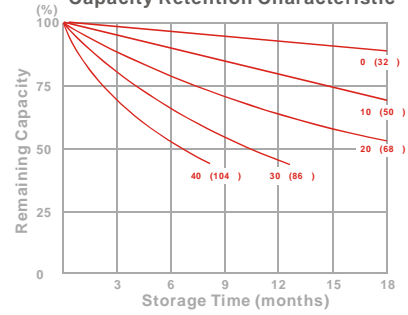
(v) Discharge Time VS. Discharge Current (25 )



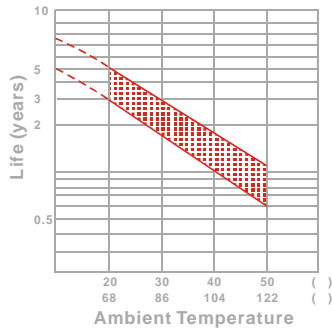
Effect of Temperature on Capacity 25 (77 )



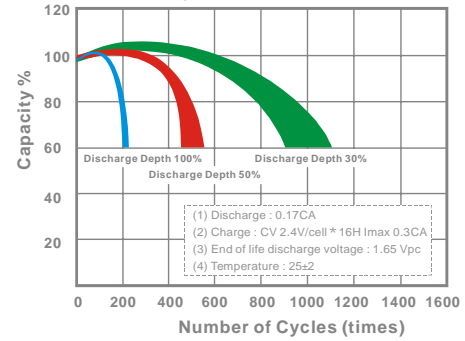
Capacity Retention Characteristic



Trickle (or float) Service Life



Cycle Service Life



## - PERFORMANCE DATA

Discharge Rates in Watts to Various End Voltages at 25 (77 )

End Voltage		1.85V	1.80V	1.75V	1.70V	1.67V	1.65V	1.60V
5	min	884	968	1037	1109	1144	1175	1246
10	min	645	683	716	749	766	784	812
15	min	472	504	529	553	565	576	597
30	min	254	272	283	292	297	302	308
60	min	181	190	194	197	199	201	203
120	min	115	119	121	124	125	126	127
180	min	76.9	79.1	80.2	81.3	81.8	82.4	82.9
240	min	61.8	63.2	64.0	64.8	65.2	65.6	65.9
300	min	52.5	53.4	53.9	54.4	54.6	54.9	56.2
600	min	32.5	33.1	33.5	33.9	34.1	34.3	34.5
1200	min	15.7	16.1	16.4	16.7	16.8	16.9	17.0

- Discharge Rates in Amperes to Various End Voltages at 25 (77 )

End Voltage		1.85V	1.80V	1.75V	1.70V	1.67V	1.65V	1.60V
5	min	78.9	92.9	103	109	111	113	115
10	min	55.6	62.1	64.2	68.2	70.4	72.3	75.7
15	min	40.8	46.4	49.8	52.6	54.3	54.9	56.2
30	min	21.4	23.8	25.2	26.5	27.2	27.8	28.8
60	min	15.3	16.1	16.5	16.9	17.1	17.3	17.5
120	min	9.34	9.72	9.87	10.0	10.1	10.2	10.3
180	min	6.45	6.63	6.72	6.83	6.87	6.92	6.99
240	min	5.48	5.61	5.69	5.76	5.79	5.84	5.91
300	min	4.77	4.86	4.93	5.00	5.02	5.05	5.08
600	min	2.55	2.61	2.65	2.69	2.71	2.74	2.77
1200	min	1.29	1.34	1.36	1.38	1.39	1.40	1.43

All data on the spec. sheet is an average value:

The tolerance range : X<6min(+15%~-15%), 6min X<10min(+12%~-12%), 10min X < 60min(+8%~-8%), X 60min(+5%~-5%)